

RANKS & AWARDS REQUIREMENTS

Recruit Trailman Rank
pages 52 - 54

Able Trailman Rank
pages 55 - 58

Ready Trailman Rank
pages 59 - 62

Ridgeline Award
pages 64 - 66

Journey Rank
pages 68 - 72

Ascent Rank
pages 73 - 77

Horizon Rank
pages 78 - 82

Freedom Award
pages 84 - 89

RECRUIT TRAILMAN RANK



Prerequisite: Register in Trail Life Connect

TRADITIONS:

- Memorize and agree to live by the Trailman Oath (page 32).
- Memorize the Trailman Motto (page 33).
- Demonstrate the Trailman sign and describe when to use it (page 31).
- Demonstrate the Trailman salute and describe when to use it (page 31).
- Demonstrate the Trailman handshake (page 31).
- Give your Patrol Leader's name, patrol name, and patrol yell.
- Present yourself to your Patrol Leader and either the Trailmaster or Advisor in a Troop-approved uniform.*

CITIZENSHIP:


- Memorize the Pledge of Allegiance (page 30).
- Demonstrate properly folding the American flag (page 380).

TROOP INVOLVEMENT:

- Complete Trail Life Connect registration.
- Since registering in Trail Life Connect, maintain a level of Troop meeting attendance acceptable to your Trailmaster or Advisor (typically 60% or better).

REVIEW:

- Discuss Troop safety.
- Discuss the Freedom Trail.
- Successfully complete an Advancement Conference in uniform.



Have your Trailmaster or Advisor and Trail Guide sign and date the Recruit Trailman Rank Advancement Conference signature page (page 54).

** A Troop may choose among the following Trail Life uniforms:
Troop uniform (Formal); Travel (Program Polo); Trail (Program T-Shirt)*

RECRUIT TRAILMAN RANK



Advancement Conference Signature Page

I (We) affirm that this Trailman has completed all of the requirements to earn the Rank of Recruit Trailman (page 52) and that at least one of the leaders listed below is someone other than the Trailman's relative.

DATE COMPLETED _____

Signature

TRAIL GUIDE TRAILMASTER/ADVISOR TROOPMASTER

Optional Signature

TRAIL GUIDE TRAILMASTER/ADVISOR TROOPMASTER



ABLE TRAILMAN RANK



Prerequisite: Earn the Recruit Trailman Rank.

TRAIL BADGE WORK:

Earn a **cumulative total of 6** Trail Badges including:

- Any 4 Core Skills Trail Badges: Aquatics, Camping, Fire Ranger, First Aid, Our Flag, Outdoor Cooking, Ropework, Trail Skills, and Woods Tools.
- Any 2 Trail Badges of your choice: remaining Core Skills Trail Badges, published Elective Trail Badges, or Design Your Own Badges. Adventurers may also choose from the True Freedom Trail Badges. *NOTE: Some Elective Trail Badges are restricted and should only be earned by Adventurers.*

Record these on your Advancement record in Trail Life Connect and the Trail Badge Completion Chart (pages I06 and I08) and have each one verified by a Trail Badge Mentor.

SERVANT SERVICE:

If earned as a Navigator:

- Complete 15 hours of service for each program year.

If earned as an Adventurer:


- Complete 20 hours of service for each program year.

Record your hours on your Trail Life Connect profile and the Servant Service Tracking Chart (page I10) and have them verified by a Troop leader.

TROOP INVOLVEMENT:

- Maintain a level of in-uniform Troop meeting attendance acceptable to your Trailmaster/Advisor (typically 60% or better).
- Participate in at least 6 Troop activities, not including regular meetings, for each program year.

Record each activity (trips, camp, community outings, etc.) on your



Trail Life Connect profile and the Troop Activities Tracking Chart (page 114) and have each one verified by a Troop leader.

REVIEW:

- Successfully complete an Advancement Conference in uniform.
- Successfully complete a Board of Review in uniform.

Have your Trailmaster or Advisor, Trail Guide, Troopmaster, and Board of Review Members sign and date the Able Trailman Rank Advancement Conference and Board of Review signature pages (pages 57 and 58).

ABLE TRAILMAN RANK



Advancement Conference Signature Page

I (We) affirm that this Trailman has completed all of the requirements to earn the Rank of Able Trailman (pages 55 - 56) and that at least one of the two leaders listed below is someone other than the Trailman's relative.

DATE COMPLETED _____

Signature _____

TRAIL GUIDE TRAILMASTER/ADVISOR TROOPMASTER

Optional Signature _____

TRAIL GUIDE TRAILMASTER/ADVISOR TROOPMASTER



ABLE TRAILMAN RANK



Board of Review Signature Page

We affirm that this Trailman has completed all of the requirements to earn the Rank of Able Trailman and that none of the leaders listed below are the Trailman's relative.

DATE COMPLETED _____

Signature

POSITION

Signature

POSITION

Signature

POSITION

Optional Signature

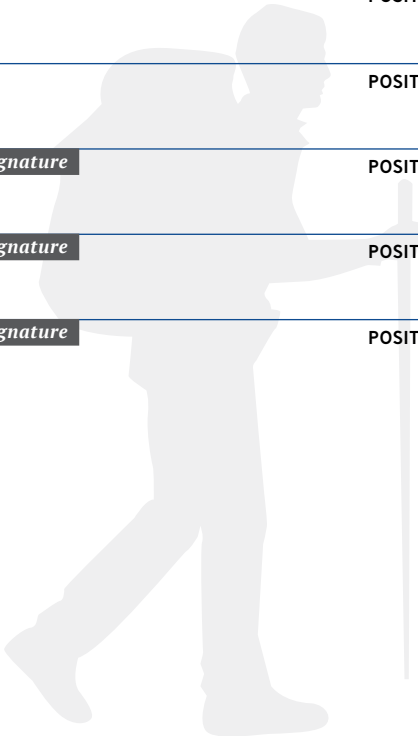
POSITION

Optional Signature

POSITION

Optional Signature

POSITION



READY TRAILMAN RANK



Prerequisite: Earn the Able Trailman Rank.

TRAIL BADGE WORK:

Earn a **cumulative total of 12** Trail Badges including:

- All 9 Core Skills Trail Badges: Aquatics, Camping, Fire Ranger, First Aid, Our Flag, Outdoor Cooking, Ropework, Trail Skills, and Woods Tools.
- Any 3 Trail Badges of your choice: published Elective Trail Badges or Design Your Own Badges. Adventurers may also choose from the True Freedom Trail Badges *NOTE: Some Elective Trail Badges are restricted and should only be earned by Adventurers.*

Record these on your Advancement record in Trail Life Connect and the Trail Badge Completion chart (pages I06 and I08) and have each one verified by a Trail Badge Mentor.

SERVANT SERVICE:

If earned as a Navigator:

- Complete 15 hours of service for each program year.

If earned as an Adventurer:

- Complete 20 hours of service for each program year.

Record your hours on your Trail Life Connect profile and the Servant Service Tracking Chart (page I10) and have each one verified by a Troop Leader.

TROOP INVOLVEMENT:

- Maintain a level of Troop meeting attendance acceptable to your Trailmaster (typically 60% or better).
- Participate in at least 6 Troop activities, not including regular meetings, for each program year.

Record each activity (trips, camp, community outings, etc.) on your Trail Life Connect profile and the Troop Activities Tracking Chart (page I14) and have each one verified by a Troop leader.

LEADERSHIP:

Since earning the Able Trailman Rank, complete one of the following leadership options:

- As a Navigator, serve as a Junior Patrol Leader or another Troop-approved leadership role* for a minimum of six months.
As an Adventurer, serve as a First Officer, Second Officer, Quartermaster, Patrol Leader, or another Troop-approved leadership role* for a minimum of six months.
- At five Troop meetings or outings, demonstrate your leadership ability by planning and instructing a Woodlands Trail patrol in significant skills approved by your Trailmaster, Advisor, and the Woodlands Trail Ranger.
- At five Troop meetings or outings, demonstrate your leadership ability by planning and instructing a Navigators or Adventurers patrol in significant Trail Badge skills approved by your Trailmaster, Advisor, or Trail Guide.

** The Troopmaster may approve limited additional youth leadership roles per Troop needs. Trailmen serving in both these Troop-approved roles as well as the designated roles are expected to serve diligently. The Trailmaster or Advisor and the Troopmaster may make the determination as to whether the Trailman should receive leadership credit based on his performance.*

Record your leadership experience on your Trail Life Connect Profile and on the Leadership Skills Demonstration Tracking Chart (page 124) and have it verified by a Troop leader.

REVIEW:

- Successfully complete an Advancement Conference in uniform.
- Successfully complete a Board of Review in uniform.

Have your Trailmaster or Advisor, Trail Guide, Troopmaster, and Board of Review Members sign and date the Ready Trailman Rank Advancement Conference and Board of Review signature pages (pages 61 and 62).

READY TRAILMAN RANK



Advancement Conference Signature Page

I (We) affirm that this Trailman has completed all of the requirements to earn the Rank of Ready Trailman and that at least one of the two leaders listed below is someone other than the Trailman's relative.


DATE COMPLETED _____

Signature

TRAIL GUIDE TRAILMASTER/ADVISOR TROOPMASTER

Optional Signature

TRAIL GUIDE TRAILMASTER/ADVISOR TROOPMASTER



READY TRAILMAN RANK



Board of Review Signature Page

We affirm that this Trailman has completed all of the requirements to earn the Rank of Ready Trailman and that none of the leaders listed below are the Trailman's relative.

DATE COMPLETED _____

Signature

POSITION

Signature

POSITION

Signature

POSITION

Optional Signature

POSITION

Optional Signature

POSITION

Optional Signature

POSITION

SPECIAL NOTE TO NAVIGATORS

When you are in the Navigators program, the Ready Trailman is the highest rank that you can earn until you become an Adventurer. However, you have the unique opportunity to work toward earning the **Ridgeline Award**, the Navigators program's capstone award. **If you are an Adventurer who has earned the Ready Trailman Rank,** you will progress directly toward earning the Journey Rank.



RIDGELINE AWARD

Prerequisite: Earn the Ready Trailman Rank.



Must be a registered Navigator.

TROOP INVOLVEMENT:

- Maintain a level of in-uniform Troop meeting attendance acceptable to your Trailmaster (typically 60% or better).

THE WORTHY LIFE AWARD:

- Complete the Navigators Worthy Life Award (requirements and signature pages on pages 94-103).

COMMUNITY / AREA PROJECT:

- Complete a community service project or multi-Troop Area event* according to the standards in the Ridgeline Award Procedure Guide.

MARK YOUR PROGRESS:

- Successfully complete an Advancement Conference with your Trailmaster and Troopmaster in uniform.
- Successfully complete a Ridgeline Award Board of Review in uniform.

** The Ready Trailman Rank must be earned before beginning work on the Ridgeline Award Area Event / Community Service Project.*

RIDGELINE AWARD

Advancement Conference Signature Page



I (We) affirm that this Trailman has completed all of the requirements to earn the Ridgeline Award and that at least one of the two leaders listed below is someone other than the Trailman's relative.

DATE COMPLETED _____

Signature

TRAIL GUIDE TRAILMASTER TROOPMASTER

Optional Signature

TRAIL GUIDE TRAILMASTER TROOPMASTER

RIDGELINE AWARD



Board of Review Signature Page

We affirm that this Trailman has completed all of the requirements to earn the Ridgeline Award and that none of the leaders listed below are the Trailman's relative.

DATE COMPLETED _____

Signature

POSITION

Signature

POSITION

Signature

POSITION

Optional Signature

POSITION

Optional Signature

POSITION

Optional Signature

POSITION

SPECIAL NOTE FOR ADVENTURERS

You are the most important element of your own success in Trail Life. What you learn by participating in planning and carrying out your program will benefit you as you enter college and the job world.

You will learn things about yourself as a leader that you might not have the opportunity to learn in many other settings.

You also have a pivotal role in setting the monthly program of activities for your patrol and the entire Troop. When the activities and programs that you help plan and implement come together and everyone has a good time and learns something, you'll experience a first-rate feeling of accomplishment.

Your Relationship with Navigators

As the older youth in your Troop, the guidance and Adventurers are vital to the development of younger boys. Adults can be great role models, but you are the immediate model the younger Trailmen follow. You are not just working on your own advancement; you are indirectly working on theirs. Do everything you can to Walk Worthy and serve as an example for younger Trailmen



JOURNEY RANK



Prerequisite: Earn the Ready Trailman Rank.

Must be a registered Adventurer.

TRADITIONS:

Prior to completing any other requirement, read the following and discuss your understanding with your Advisor or Trail Guide:

- The Freedom Experience Catalog (On Trail Life Connect)
- The Adventurers Worthy Life Award requirements (pages 94-104)
- The Patrol Leaders Guidebook (pages 303-353)
- The Discipleship Square (page 332)
- The SCoRe method of discipline (page 350)
- The True Freedom Trail Badges (see Chapter 4)

TRAIL BADGE WORK:


Earn a cumulative total of 15 Trail Badges including:

- All 9 Core Skills Trail Badges: Aquatics, Camping, Fire Ranger, First Aid, Our Flag, Outdoor Cooking, Ropework, Trail Skills, and Woods Tools.
- Any one True Freedom Trail Badge: Citizenship, Emergency Preparedness, Family Man, Outdoor Life, Personal Resources, and one Fitness Badge (Cycling, Fitness, Hiking, or Swimming).
- Any 5 other Trail Badges of your choice: remaining True Freedom Trail Badges, published Elective Trail Badges, or Design Your Own Badges.

Record these on your Advancement record in Trail Life Connect and the Trail Badge completion chart (pages 106 and 108) and have each one verified by a Trail Badge Mentor.

SERVANT SERVICE:

- Complete 20 hours of service for each program year as an Adventurer.



Record your hours on your Trail Life Connect profile and the Servant Service Tracking Chart (page I10) and have them verified by a Troop leader.

FREEDOM TRAIL:

- Draft a plan for completing at least four Freedom Experiences as an Adventurer, including two minors and a major.

Record each Freedom Experience plan on your Trail Life Connect Freedom Trail profile and the Freedom Experience Completion Chart (page I28) and have each one verified by a Troop leader.

TROOP INVOLVEMENT:

- Maintain a level of in-uniform Troop meeting attendance acceptable to your Advisor (typically 60% or better).
- Participate in at least 6 Troop activities, not including regular meetings, for each year as an Adventurer.

Record each activity (trips, camp, community outings, etc.) on your Trail Life Connect profile and the Troop Activities Tracking Chart (page I14) and have each one verified by a Troop leader.

LEADERSHIP:

Since earning the Ready Trailman Rank, complete one of the following leadership options:

- As an Adventurer, serve as a First Officer, Second Officer, Quartermaster, Patrol Leader, or other Troop-approved leadership role for a minimum of six months.*
- At five Troop meetings or outings, demonstrate your leadership ability by planning and instructing a Woodlands Trail patrol in significant skills approved by your Advisor and the Woodlands Trail Ranger.
- At five Troop meetings or outings, demonstrate your leadership ability by planning and instructing a Navigators or Adventurers patrol in significant Trail Badge skills approved by your Advisor,

Trail Guide, and, if applicable, the Navigators Trailmaster.

- Plan and implement a Troop or patrol camping or high adventure trip including the program, food, and wilderness travel plans (biking, hiking, paddle craft, etc.) approved by your Advisor.**
- Plan and implement an Adventurers-only high adventure or extended travel experience including the program, food, and travel plans approved by your Advisor.**
- Plan and implement a Troop-wide or patrol service project approved by your Advisor.**

**NOTE: The Troopmaster may approve limited additional youth leadership roles per Troop needs. Trailmen serving in both these Troop-approved roles as well as the designated roles are expected to serve diligently. The Advisor and the Troopmaster may make the determination as to whether the Trailman should receive leadership credit based on his performance.*

***The Advisor has the authority to approve the types of activities. Trailmen may work together; however, each Trailman must maintain a log of his hours contributed to the planning and implementation of the activity. Trailmen must each complete at least 8 hours each to receive credit.*

Record your leadership experience on your Trail Life Connect Profile and on the Leadership Skills Demonstration Tracking Chart (page 110) and have it verified by a Troop leader.

REVIEW:

- Successfully complete an Advancement Conference in uniform.
- Successfully complete a Board of Review in uniform.

Have your Advisor, Trail Guide, Troopmaster, and Board of Review Members sign and date the Journey Rank Advancement Conference and Board of Review signature pages (pages 71 and 72).

Track your own progress



on your Freedom Trail.

SCAN HERE.

JOURNEY RANK



Advancement Conference Signature Page

I (We) affirm that this Trailman has completed all of the requirements to earn the Journey Rank and that at least one of the two leaders listed below is someone other than the Trailman's relative.

DATE COMPLETED _____

Signature _____

TRAIL GUIDE ADVISOR TROOPMASTER

Optional Signature _____

TRAIL GUIDE ADVISOR TROOPMASTER



JOURNEY RANK



Board of Review Signature Page

We affirm that this Trailman has completed all of the requirements to earn the Journey Rank and that none of the leaders listed below are the Trailman’s relative.

DATE COMPLETED _____

Signature _____ **POSITION**

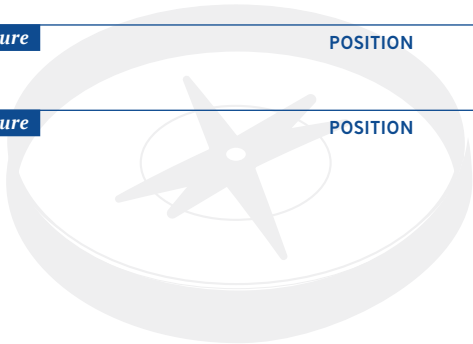
Signature _____ **POSITION**

Signature _____ **POSITION**

Optional Signature _____ **POSITION**

Optional Signature _____ **POSITION**

Optional Signature _____ **POSITION**



ASCENT RANK



Prerequisite: Earn the Journey Rank.

Must be a registered Adventurer.

TRAIL BADGE WORK:

Earn a **cumulative total of 20** Trail Badges including:

- All 9 Core Skills Trail Badges: Aquatics, Camping, Fire Ranger, First Aid, Our Flag, Outdoor Cooking, Ropework, Trail Skills, and Woods Tools.
- Any 3 True Freedom Trail Badges: Citizenship, Emergency Preparedness, Family Man, Outdoor Life, Personal Resources, and one Fitness Badge (Cycling, Fitness, Hiking, or Swimming).
- Any 8 other Trail Badges of your choice: remaining True Freedom Trail Badges, published Elective Trail Badges, or Design Your Own Badges.

Record these on your Advancement record in Trail Life Connect and the Trail Badge Completion Chart (pages I06 and I08) and have each one verified by a Trail Badge Mentor.

SERVANT SERVICE:

- Complete 20 hours of service for each program year as an Adventurer.

Record your hours on your Trail Life Connect profile and the Servant Service Tracking Chart (page I10) and have them verified by a Troop leader.

FREEDOM TRAIL:

- Complete at least one Freedom Experience since becoming an Adventurer.

Have your Troop leaders record your Freedom Experience completion on your Trail Life Connect profile and the Freedom Experience Completion Chart (page I28) and have it verified by a Troop leader.

TROOP INVOLVEMENT:

- Maintain a level of in-uniform Troop meeting attendance acceptable to your Advisor (typically 60% or better).
- Participate in at least 6 Troop activities, not including regular meetings, for each year as an Adventurer.

Record each activity (trips, camp, community outings, etc.) on your Trail Life Connect profile and the Troop Activities Tracking Chart (page 114) and have each one verified by a Troop leader.

LEADERSHIP:

Since earning the Journey Rank, complete one of the following leadership options:

- As an Adventurer, serve as a First Officer, Second Officer, Quartermaster, Patrol Leader, or other Troop-approved leadership role for a minimum of six months.*
- At five Troop meetings or outings, demonstrate your leadership ability by planning and instructing a Woodlands Trail patrol in significant skills approved by your Advisor and the Woodlands Trail Ranger.
- At five Troop meetings or outings, demonstrate your leadership ability by planning and instructing a Navigators or Adventurers patrol in significant Trail Badge skills approved by your Advisor, Trail Guide, and, if applicable, the Navigators Trailmaster.
- Plan and implement a Troop or patrol camping or high adventure trip including the program, food, and wilderness travel plans (biking, hiking, paddle craft, etc.) approved by your Advisor.**
- Plan and implement an Adventurers-only high adventure or extended travel experience including the program, food, and travel plans approved by your Advisor.**
- Plan and implement a Troop-wide or patrol service project approved by your Advisor.**

**NOTE: The Troopmaster may approve limited additional youth leadership roles per Troop needs. Trailmen serving in both these Troop-approved roles as well as the designated roles are expected to serve diligently. The Advisor and the Troopmaster may make the determination as to whether the Trailman should receive leadership credit based on his performance.*

***The Advisor has the authority to approve the types of activities. Trailmen may work together; however, each Trailman must maintain a log of his hours contributed to the planning and implementation of the activity. Trailmen must each complete at least 8 hours each to receive credit.*

Record your leadership experience on your Trail Life Connect Profile and on the Leadership Skills Demonstration Tracking Chart (page 124) and have it verified by a Troop leader.

REVIEW:

- Successfully complete an Advancement Conference in uniform.
- Successfully complete a Board of Review in uniform.

Have your Advisor, Trail Guide, Troopmaster, and Board of Review Members sign and date the Ascent Rank Advancement Conference and Board of Review signature pages (pages 76 and 77).

Track your own progress



SCAN HERE.

on your Freedom Trail.

ASCENT RANK



Advancement Conference Signature Page

I (We) affirm that this Trailman has completed all of the requirements to earn the Ascent Rank and that at least one of the two leaders listed below is someone other than the Trailman's relative.

DATE COMPLETED _____

Signature

TRAIL GUIDE ADVISOR TROOPMASTER

Optional Signature

TRAIL GUIDE ADVISOR TROOPMASTER



ASCENT RANK



Board of Review Signature Page

We affirm that this Trailman has completed all of the requirements to earn the Ascent Rank and that none of the leaders listed below are the Trailman's relative.

DATE COMPLETED _____

Signature _____ POSITION

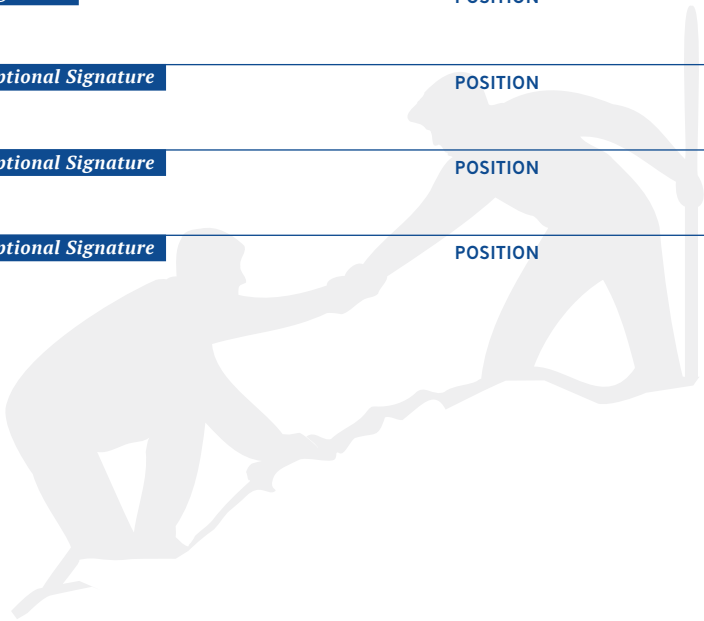
Signature _____ POSITION

Signature _____ POSITION

Optional Signature _____ POSITION

Optional Signature _____ POSITION

Optional Signature _____ POSITION



HORIZON RANK



Prerequisite: Earn the Ascent Rank.

Must be a registered Adventurer.

TRAIL BADGE WORK:

Earn a **cumulative total of 25** Trail Badges including:

- All 9 Core Skills Trail Badges: Aquatics, Camping, Fire Ranger, First Aid, Our Flag, Outdoor Cooking, Ropework, Trail Skills, and Woods Tools.
- All 6 True Freedom Trail Badges: Citizenship, Emergency Preparedness, Family Man, Outdoor Life, Personal Resources, and one Fitness Badge (Cycling, Fitness, Hiking, or Swimming).
- Any 10 Elective Trail Badges of your choice: remaining published Elective Trail Badges, or Design Your Own Badges.

Record these on your Advancement record in Trail Life Connect and the Trail Badge Completion Chart (pages I06 and I08) and have each one verified by a Trail Badge Mentor.

SERVANT SERVICE:

- Complete 20 hours of service for each program year as an Adventurer.

Record your hours on your Trail Life Connect profile and the Servant Service Tracking Chart (page I10) and have them verified by a Troop leader.

FREEDOM TRAIL:

- Complete at least 2 Freedom Experiences since becoming an Adventurer.

Have your Troop leaders record your Freedom Experience completions on your Trail Life Connect profile and the Freedom Experience Completion Chart (page I28) and have them each verified by a Troop leader.

TROOP INVOLVEMENT:

- Maintain a level of in-uniform Troop meeting attendance acceptable to your Advisor. (typically 60% or better)
- Participate in at least 6 Troop activities, not including regular meetings, for each year as an Adventurer.

Record each activity (trips, camp, community outings, etc.) on your Trail Life Connect profile and the Troop Activities Tracking Chart (page II4) and have each one verified by a Troop leader.

LEADERSHIP:

Since earning the Ascent Rank, complete one of the following leadership options:

- As an Adventurer, serve as a First Officer, Second Officer, Quartermaster, Patrol Leader, or other Troop-approved leadership role for a minimum of six months.*
- At five Troop meetings or outings, demonstrate your leadership ability by planning and instructing a Woodlands Trail patrol in significant skills approved by your Advisor and the Woodlands Trail Ranger.
- At five Troop meetings or outings, demonstrate your leadership ability by planning and instructing a Navigators or Adventurers patrol in significant Trail Badge skills approved by your Advisor, Trail Guide, and, if applicable, the Navigators Trailmaster.
- Plan and implement a Troop or patrol camping or high adventure trip including the program, food, and wilderness travel plans (biking, hiking, paddle craft, etc.) approved by your Advisor.**
- Plan and implement an Adventurers-only high adventure or extended travel experience including the program, food, and travel plans approved by your Advisor.**
- Plan and implement a Troop-wide or patrol service project approved by your Advisor.**

**NOTE: The Troopmaster may approve limited additional youth leader-*

ship roles per Troop needs. Trailmen serving in both these Troop-approved roles as well as the designated roles are expected to serve diligently. The Advisor and the Troopmaster may make the determination as to whether the Trailman should receive leadership credit based on his performance.

***The Advisor has the authority to approve the types of activities. Trailmen may work together; however, each Trailman must maintain a log of his hours contributed to the planning and implementation of the activity. Trailmen must each complete at least 8 hours each to receive credit.*

Record your leadership experience on your Trail Life Connect Profile and on the Leadership Skills Demonstration Tracking Chart (page I24) and have it verified by a Troop leader.

REVIEW:

- Successfully complete an Advancement Conference in uniform.
- Successfully complete a Board of Review in uniform.

Have your Advisor, Trail Guide, Troopmaster, and Board of Review Members sign and date the Horizon Rank Advancement Conference and Board of Review signature pages (pages 81 and 82).

Track your own progress



on your Freedom Trail.

SCAN HERE.

HORIZON RANK



Advancement Conference Signature Page

I (We) affirm that this Trailman has completed all of the requirements to earn the Horizon Rank and that at least one of the two leaders listed below is someone other than the Trailman's relative.


DATE COMPLETED _____

Signature _____

TRAIL GUIDE ADVISOR TROOPMASTER

Optional Signature _____

TRAIL GUIDE ADVISOR TROOPMASTER



HORIZON RANK



Board of Review Signature Page

We affirm that this Trailman has completed all of the requirements to earn the Horizon Rank and that none of the leaders listed below are the Trailman's relative.

DATE COMPLETED _____

Signature

POSITION

Signature

POSITION

Signature

POSITION

Optional Signature


POSITION

Optional Signature

POSITION

Optional Signature

POSITION



ADVENTURER TRAILMEN

As an Adventurer, you will lead others and will get to experience adventures that the younger Navigators and Woodlands Trailmen do not. One specific adventure is the unique opportunity to work toward earning the highest Award in Trail Life, **the Freedom Award**. The Freedom Award is the shining capstone of the Adventurers program as well as your entire time in all of the Trail Life programs.

The process of earning the Freedom Award will stretch you and will not be easy, but the lessons you learn along the Freedom Trail will shape you and remain with you for the rest of your life



FREEDOM AWARD



Prerequisite: Earn the Horizon Rank.

Must be a registered Adventurer.

TROOP INVOLVEMENT:

- Maintain a level of Troop meeting attendance acceptable to your Advisor. (typically 60% or better)
- Participate in at least 16 Troop activities since becoming an Adventurer, not including regular meetings.

Record each activity (trips, camp, community outings, etc.) on the Troop Activities Tracking Chart (page 114) and have each one verified by a Troop leader.

FREEDOM EXPERIENCES:

Complete a total of four Trail Life USA-approved Freedom Experiences as an Adventurer, satisfying the major and minor requirements.

- Complete two Freedom Experiences in one field for your major.
- Complete one Freedom Experience in a second field (this counts as a minor).
- Complete one Freedom Experience in a third field (this counts as a minor).

WORTHY LIFE AWARD:

- Complete the Adventurers Worthy Life Award (*Requirements and Signature Pages on pages 94–104*).

SERVANT LEADERSHIP PROJECT:

- Complete a Freedom Servant Leadership Project* according to the standards in the Servant Leadership Project Guide.

**Note: The Horizon Rank must be earned before beginning work on the Servant Leadership Project.*



MARK YOUR PROGRESS:

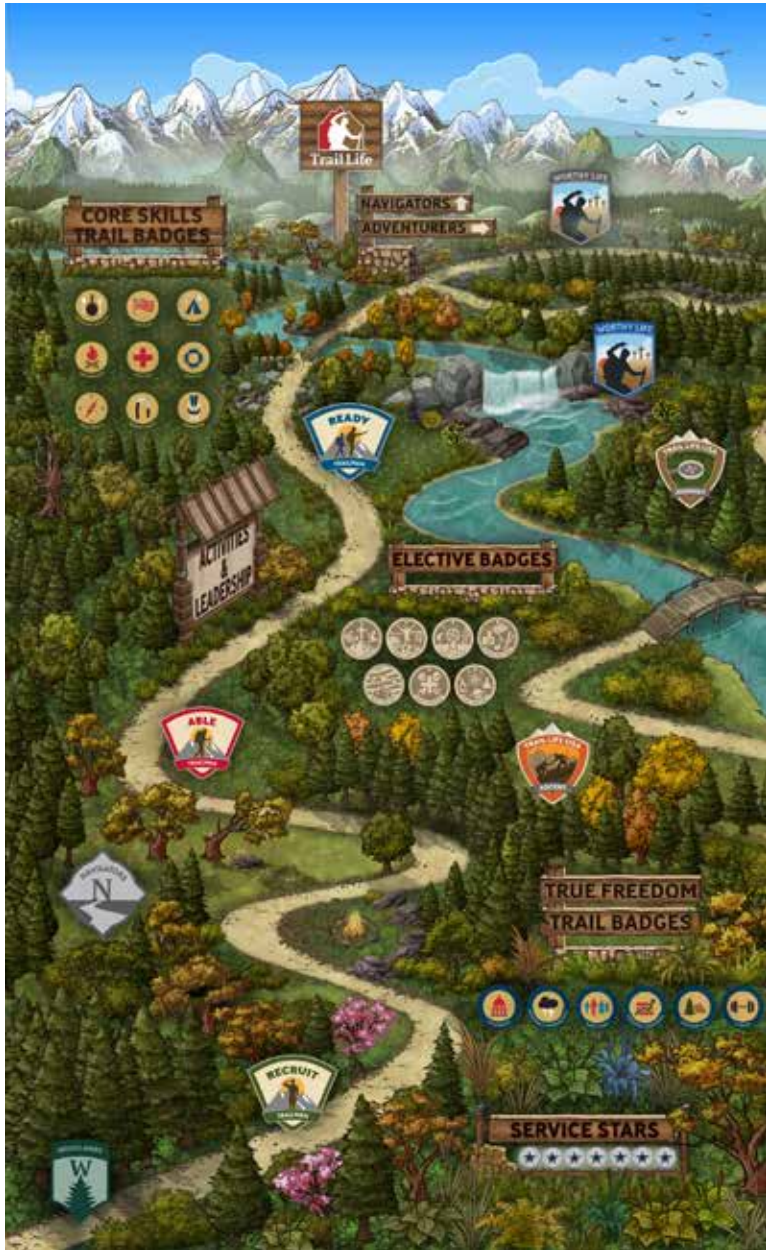
- Successfully complete an Advancement Conference with your Advisor and Troopmaster in uniform.
- Successfully complete a Freedom Award Board of Review in uniform.

NOTE: As you work toward earning the Freedom Award, visit often your personal Freedom Trail Map (pictured on the following pages) to see and track your progress.

To access your Freedom Trail Map and other tracking features, scan the QR code here and log into your Trail Life Connect profile.



If you do not currently have a username or password for Trail Life Connect, your parents will need to assign you one from their Trail Life Connect profile.



FREEDOM AWARD



Advancement Conference Signature Page

I (We) affirm that this Trailman has completed all of the requirements to earn the Freedom Award and that at least one of the two leaders listed below is someone other than the Trailman's relative.

DATE COMPLETED _____

Signature _____

TRAIL GUIDE ADVISOR TROOPMASTER

Optional Signature _____

TRAIL GUIDE ADVISOR TROOPMASTER



FREEDOM AWARD



Board of Review Signature Page

We affirm that this Trailman has completed all of the requirements to earn the Freedom Award and that none of the leaders listed below are the Trailman's relative.

DATE COMPLETED _____

Signature _____ POSITION

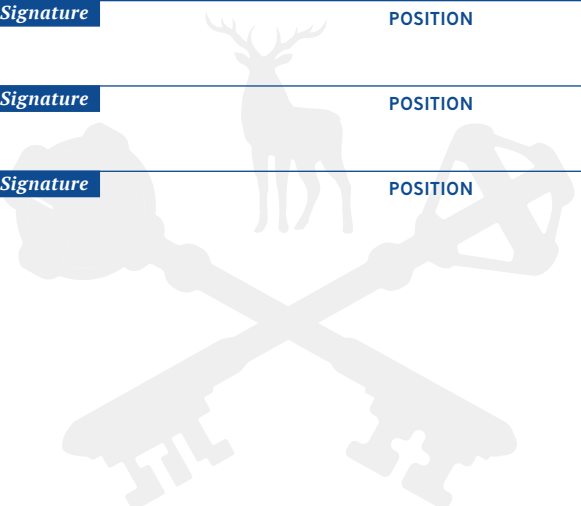
Signature _____ POSITION

Signature _____ POSITION

Optional Signature _____ POSITION

Optional Signature _____ POSITION

Optional Signature _____ POSITION





CONGRATULATIONS!

Upon a successful review by the Trail Life Home Office, you will have earned the pinnacle accomplishment of Trail Life USA, the Freedom Award, and become a Freedom Rangeman. This is the rarest of “honor societies.” You should be incredibly proud.

Through your effort and accomplishment, you will serve as a shining example to the thousands of Trailmen who are following you along the Freedom Trail.

